



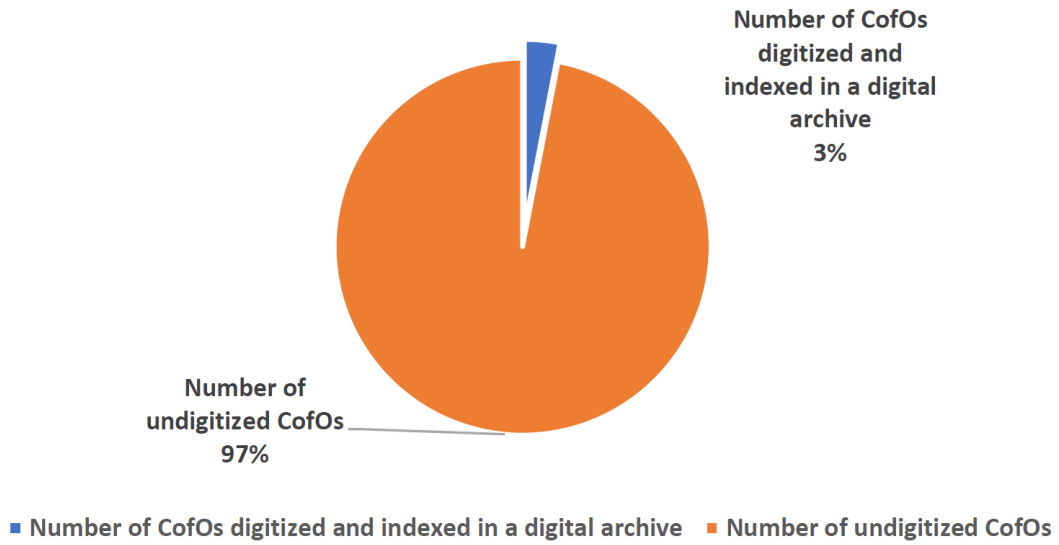
ONDO STATE CofO STATISTICS

Details of Titles Registered in Ondo State

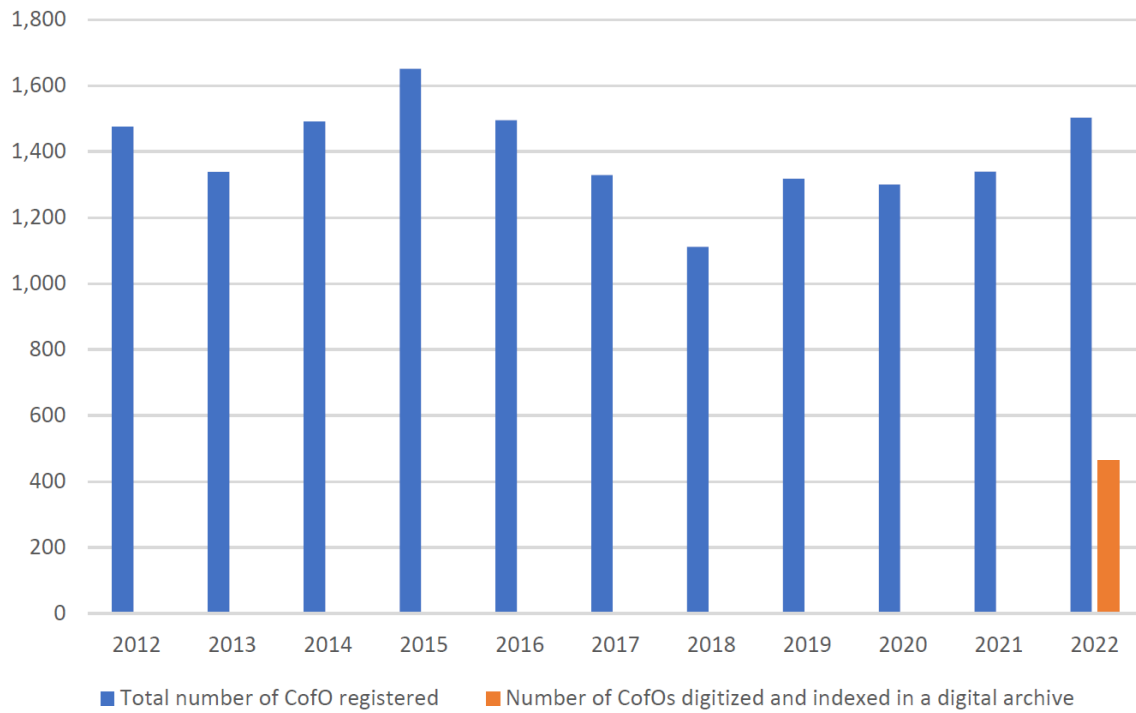
Description/year (Jan- Sept)	Total number of CofO registered	Number of CofOs digitized and indexed in a digital archive	Number of undigitized CofOs
2012	1,476	-	1476
2013	1,339	-	1339
2014	1,492	-	1492
2015	1,651	-	1651
2016	1,495	-	1495
2017	1,329	-	1329
2018	1,112	-	1112
2019	1,318	-	1318
2020	1,301	-	1301
2021	1,340	-	1340
2022	1,503	464	1039

The above records covers 1st Jan, 2012 to 30th Sept, 2022

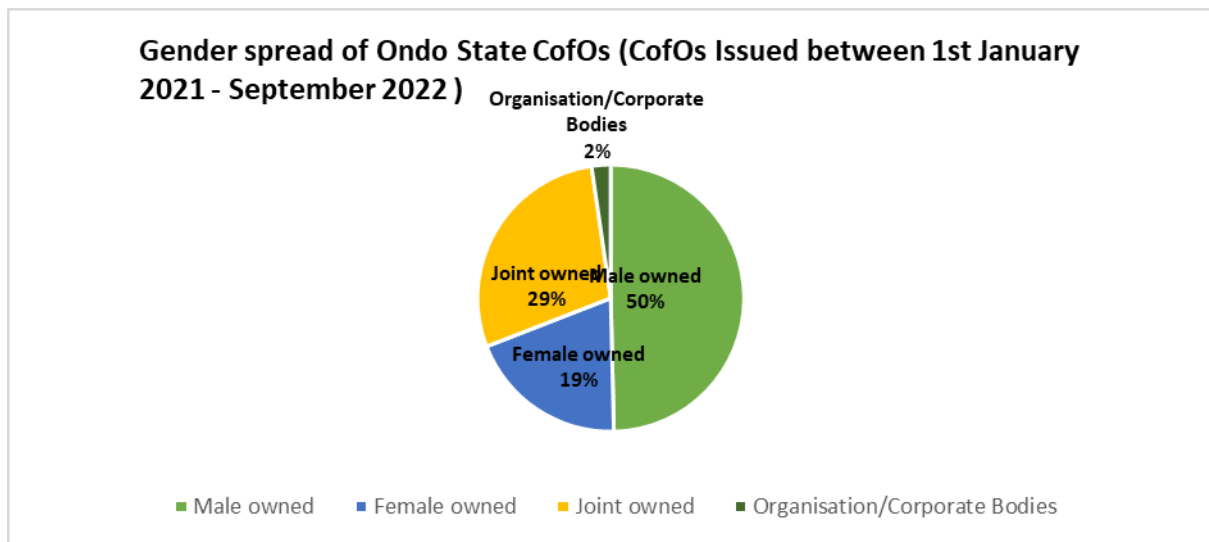
Number of CofOs Digitized and Indexed from the Total Number of CofOs Registered in



Certificates of Occupancy (CofO) Issued From 1st January 2012 - September 2022



Ownership type	CofO issued (Jan 21- Dec 21)	CofO issued (Jan 22- Sept 22)
Male owned	665	643
Female owned	261	332
Joint owned	383	456
Organizations/Corporate Bodies	31	72
Total	1340	1503



SIGNED:

PERMANENT SECRETARY

ONDO STATE MINISTRY OF LANDS AND HOUSING

14TH NOVEMBER 2022